

Moving to Portugal


Everything You Need To Know About The D7 Visa Portugal

Property Lisbon
2023



1. Introduction.....	4
2. Understanding the D7 Visa.....	5
2.1. What is the D7 Visa?.....	5
2.2. Eligibility Criteria for the D7 Visa.....	6
2.3. The Minimum Stay Requirements for the D7 Visa Portugal.....	6
2.4. The Cost of the Portuguese D7 Visa.....	7
2.5. The Time Frame of D7 Visa and Residence Permit.....	8
2.6. Living in Portugal with the D7 Visa.....	9
2.6.1. Cost of Living.....	9
2.6.2. Access to Services.....	10
2.6.3. Lifestyle and Culture.....	10
2.7. Getting a Golden Visa: How We Can Help.....	10
3. Benefits of the Passive Income Portuguese.....	12
3.1. Unrestricted Travel within Schengen Area.....	12

3.1.2. Schengen Area.....	13
3.2. Pathway to Permanent Residency and Citizenship.....	16
3.3. Access to Local Benefits.....	17
3.4. Opportunity for Family Reunification.....	18
3.5. Possibility of Becoming an NHR (Non-Habitual Resident).....	18
4. Step-by-step Guide to the D7 Visa Application Process.....	20
4.1. Step 1: Acquiring a NIF Number and opening a bank account.....	20
4.2. Step 2: Securing accommodation.....	22
4.3. Step3: D7 Visa application at the Portuguese Consulate.....	23
4.4. Step 4: Applying for a residence permit.....	25
4.5. Common Mistakes to Avoid.....	27
5. Downloadable D7 Visa Application Checklist.....	29
5.2.1. D7 Visa Application Checklist.....	29
6. Expert Opinions: Interviews with Immigration Lawyers and Consultants.....	33
Maria's Journey to Retire in Portugal.....	33
Javier's Entrepreneurial Pursuits in Portugal.....	34
The Smith Family's New Chapter in Portugal.....	34
7. Helpful Resources: Links to Official Services.....	35
8. Language Mastery: Navigating Portuguese Language Requirements.....	36
8.1. Portuguese Language Requirements for the D7 Visa.....	36
8.2. Language Learning Resources.....	36
8.2.1. Language Schools and Courses.....	36
8.2.2. Online Language Learning Platforms.....	37
8.2.3. Language Exchange Programs.....	37
8.2.4. Immersion Experiences.....	37
9. Interactive FAQ Section.....	38
9.1. Interactive Quiz to test your understanding of the D7 Visa process.....	38
9.1.1. Quiz Answers.....	40
9.2. Becoming a Portuguese Citizen with a D7 visa.....	41
9.3. Portugal as a retirement destination.....	42
9.4. Cost of living in Portugal.....	43
9.5. Understanding NHR and NIF numbers.....	45
9.6. Living in Portugal as a crypto trader.....	46
10. Life in Portugal Post-D7 Visa.....	48
10.1. Cultural Adaptation: Understanding Portuguese Customs and Holidays.....	48
10.1.1. Holidays and Festivals Celebrated in Portugal.....	49
10.2. Community Integration: Joining Local Groups and Associations.....	50



10.3. Settling Down: Buying a House and Other Considerations.....	52
10.4. Navigating Local Services: Healthcare, Education, and More.....	53
10.4.1. Helpful Links.....	54
11. Conclusion: Final Thoughts and Encouragement.....	56
12. Personal Experiences: Stories from Happy D7 Visa Holders.....	57
13. Download this Guide as an eBook.....	58
14. Stay Connected: Signup for Updates on Portugal Immigration Laws and D7 Visa.....	59



1. Introduction

Welcome to your comprehensive guide on moving to Portugal using the D7 Visa. As a dream destination for many, Portugal offers a high quality of life, a temperate climate, rich culture, excellent cuisine, and a stunning coastline. Whether you're looking to retire, live on passive income, or just experience a change of pace, Portugal is a welcoming home for expats from around the world.

One of the easiest ways to move to Portugal is through the D7 Visa, also known as the Passive Income Visa or Retirement Visa. Introduced in 2007, the D7 Visa is a special type of residence visa specifically designed for non-EU/EEA/Swiss citizens who have a regular passive income. This income can be sourced from pensions, rental income, dividends, royalties, or other forms of investment income.

The D7 Visa offers a pathway to Portuguese residency, with an opportunity to enjoy all the perks of living in Portugal while also gaining access to the larger Schengen zone. With this visa, you can live legally in Portugal, work if you choose, and even bring your family along under the family reunification regulations.

This guide will take you through every step of the D7 Visa application process, from understanding the eligibility criteria to the practical steps of application. You'll learn about the numerous benefits that come with the D7 Visa, get practical advice on settling down in Portugal, and hear from others who've successfully made the journey.

Whether you're just starting to consider a move to Portugal, or you're ready to begin your application for the D7 Visa, we're here to guide you through the process. Let's embark on this exciting journey together!



2. Understanding the D7 Visa

2.1. What is the D7 Visa?


The D7 Visa, also known as the Retirement Visa or Passive Income Visa, was introduced by the Portuguese government in 2007 as part of their effort to attract retirees and individuals with passive income to reside in Portugal and contribute to the country's economy. This residence visa provides an opportunity for non-EU/EEA/Swiss citizens who have a reasonable net regular passive income to apply for residency in Portugal.

The D7 Visa is designed to accommodate various sources of passive income, including pensions, transferable equity, real estate, intellectual property, and financial investments. This allows applicants to utilise their existing resources to support their lifestyle in Portugal.

To be eligible for the D7 Visa, applicants must meet certain income requirements. The minimum required income is €8,460 per year, with an additional 50% of this amount for the spouse and 30% for each dependent child. Importantly, these income requirements apply regardless of the applicant's country of origin.

One significant advantage of the D7 Visa is that it does not restrict holders from engaging in professional activities in Portugal. This means that individuals with entrepreneurial ambitions or those who wish to continue working or starting a business can do so while enjoying the benefits of Portuguese residency.

By granting access to a comfortable lifestyle, healthcare, education, and a vibrant culture, the D7 Visa offers a path for individuals to make Portugal their home. Whether you are seeking a



retirement haven or a place to thrive on passive income, the D7 Visa opens doors to a fulfilling life in one of Europe's most appealing destinations.

2.2. Eligibility Criteria for the D7 Visa


To be eligible for the D7 Visa, you must meet certain criteria:

- **Be a non-EU/EEA/Swiss citizen:** The D7 Visa is specifically designed for non-EU/EEA/Swiss citizens who wish to reside in Portugal.
- **Have a reasonable net regular passive income:** The D7 Visa is intended for individuals who have a sustainable and consistent passive income. This income can come from various sources, such as pensions, transferable equity, real estate, intellectual property, or financial investments.
- **Meet the minimum income requirements:** The Portuguese government has established minimum income thresholds for eligibility. Currently, the minimum required income is €8,460 per year. In addition, you need to demonstrate an additional 50 percent of this amount for your spouse and 30 percent for each dependent child. These income requirements are regardless of your country of origin.

Meeting these eligibility criteria is crucial to qualify for the D7 Visa and proceed with the application process. It's important to carefully assess your financial situation and ensure that your passive income meets the minimum requirements set by the Portuguese government.

2.3. The Minimum Stay Requirements for the D7 Visa Portugal

Once you have obtained the D7 Visa and entered Portugal, it's important to understand the minimum stay requirements associated with this visa. The Portuguese government requires D7 Visa holders to fulfil a minimum stay in the country each year.



The specific minimum stay requirement may vary and is subject to change, so it's essential to consult the latest information. Generally, the minimum stay requirement is 183 days (approximately six months) in Portugal each year.

It's crucial to comply with the minimum stay requirement to maintain the validity of your D7 Visa and residence permit. Failing to meet the minimum stay requirement could jeopardise your visa status and potentially lead to the revocation of your residence permit.

Additionally, fulfilling the minimum stay requirements is important if you plan to apply for permanent residency or eventual citizenship in Portugal. Continuous residency and adherence to the minimum stay requirements are often prerequisites for such applications.

Ensure that you keep track of your time spent in Portugal and maintain records to demonstrate your compliance with the minimum stay requirements for the D7 Visa.


Remember, immigration laws and requirements can change, so it's advisable to stay updated with the latest information to ensure you are meeting all the necessary obligations and requirements of the D7 Visa.

2.4. The Cost of the Portuguese D7 Visa

When considering the D7 Visa for residency in Portugal, it's important to understand the associated costs involved in the application process. The Portuguese D7 Visa has various expenses that applicants need to be aware of and plan for accordingly.

The exact cost of the D7 Visa can vary and may be subject to change. However, it's important to note that the D7 Visa application process involves several components, each of which may have its own associated fees. These fees can include, but are not limited to:

1. **Visa Application Fee:** This fee covers the processing of the D7 Visa application. The exact amount can vary, so it's advisable to check with the Portuguese consulate or embassy in your country of residence for the current fee.

- 
2. **Residence Permit Fee:** After successfully obtaining the D7 Visa and arriving in Portugal, you will need to apply for a residence permit. This process may involve additional fees, which can vary depending on the duration of the permit and any specific requirements.
 3. **Health Insurance:** While not directly related to the D7 Visa application process itself, having adequate health insurance coverage is a requirement for obtaining the visa. The cost of health insurance will depend on various factors such as age, coverage level, and provider.
 4. **Professional Assistance:** While not mandatory, seeking professional assistance from immigration lawyers or consultants can provide valuable guidance and support throughout the application process. Professional fees can vary depending on the services provided and the complexity of your case.


It's essential to budget for these expenses and ensure you have the necessary financial resources to cover the costs associated with the D7 Visa application. Keep in mind that additional costs may arise during the application process, such as document translations, notarization, and travel expenses.

By understanding the potential costs involved, you can plan your finances accordingly and have a clearer picture of the financial commitment required for obtaining the Portuguese D7 Visa

2.5. The Time Frame of D7 Visa and Residence Permit

The process of obtaining a D7 Visa and subsequently, a residence permit, can be complex and time-consuming. It is important to note that the time frame for each of these steps can vary greatly depending on several factors, including the volume of applications being handled by the Portuguese authorities, the completeness and accuracy of your application, and other unpredictable elements such as global events that may impact immigration services.

Generally, after submitting your application at the Portuguese consulate in your home country, the processing time for the D7 Visa can take several weeks to a few months. It is advisable to plan your move accordingly and consider this time frame while preparing your application.



Once you have the D7 Visa and arrive in Portugal, you can then apply for a residence permit. The residence permit application is done in Portugal and it involves submitting your application and attending an interview at the Immigration and Borders Service (SEF) office. This process, too, can take several weeks to a few months, depending on the circumstances.

In addition, the residence permit is initially valid for one year, and you will need to renew it every two years. It's essential to keep track of these renewal periods to maintain your legal status in Portugal.

Please bear in mind that these are just approximate timelines and the actual process can take less or more time. You should always check with the Portuguese consulate or a trusted immigration professional for the most accurate and up-to-date information.


Lastly, remember that patience is key during this process. Despite the wait and the effort required, the reward - living in the beautiful country of Portugal - is well worth it!

2.6. Living in Portugal with the D7 Visa

Portugal offers a high quality of life that is increasingly attractive to retirees, digital nomads, and other individuals seeking a comfortable lifestyle. The cost of living in Portugal is relatively low compared to many other European countries, making it a highly desirable destination for those with passive incomes.

2.6.1. Cost of Living

While the cost of living in Portugal is dependent on your lifestyle and location within the country, it's generally considered affordable, especially when compared to other Western European nations. For a comfortable lifestyle, expect monthly living expenses to range from \$2,000 to \$2,500 for a couple living in a city. This includes rent for a two-bedroom apartment in the city centre, utilities, groceries, transportation, and leisure activities.



Please note, these are general estimates and actual costs may vary depending on individual lifestyle choices and the specific area of Portugal in which you choose to reside.

2.6.2. Access to Services

As a resident in Portugal, you have access to many of the same services that citizens do. This includes healthcare, education, and legal protection. Portugal has a high-quality healthcare system, both public and private, and residents can choose the option that best suits their needs and preferences. The country also offers a robust education system, with numerous public and private schools as well as vocational programs.

In terms of legal rights, residents are protected by Portuguese law and have access to the legal system. This is a significant benefit for those looking to establish a business or conduct professional activities in the country.


2.6.3. Lifestyle and Culture

Portugal boasts a rich history and diverse culture, offering a wealth of experiences for residents. From exploring historic sites and enjoying delicious cuisine to participating in vibrant festivals and events, there's always something to do. The Portuguese are known for their warm hospitality, and newcomers often find it easy to integrate into local communities.

Portugal's pleasant climate, beautiful landscapes, and high standard of living make it a fantastic place to live for individuals and families alike. Whether you're interested in living in a bustling city like Lisbon or Porto, a picturesque coastal town, or a tranquil countryside village, Portugal has something to offer everyone.

2.7. Getting a Golden Visa: How We Can Help

Property Lisbon is dedicated to making the process of obtaining a D7 Visa as smooth as possible for our clients. We understand the intricacies of the application process and are well-equipped to guide you through each step, ensuring a seamless journey towards your Portuguese residency.

- 
1. **Acquiring a NIF Number and Opening a Bank Account:** We begin by assisting you in acquiring your NIF (Número de Identificação Fiscal), which is a tax identification number in Portugal. This number is crucial for any financial transactions you'll be making while in Portugal, including opening a bank account, a step we'll also guide you through. We have established relationships with reputable banks in Portugal, which helps streamline this process.
 2. **Securing Your Accommodation:** Finding the right accommodation in Portugal can be challenging, especially from abroad. Our team has extensive knowledge about the real estate market in Portugal and can assist you in finding a suitable place that meets your needs and preferences. We can also guide you in fulfilling the necessary requirements for the visa application concerning accommodation.
 3. **D7 Visa Application at the Portuguese Consulate:** The paperwork involved in applying for a D7 Visa can be overwhelming. Our experts will guide you through the entire process, ensuring that all your documents are correctly filled out and submitted on time. We will also prepare you for the interview at the Portuguese consulate and answer any questions you might have about the process.
 4. **Applying for a Residence Permit in Portugal:** Once your D7 Visa application is successful, the next step is to apply for a residence permit in Portugal. We will assist you with the necessary paperwork and procedures, ensuring that you have all the required documents ready for submission.

In addition to these services, we also provide ongoing support after you receive your D7 Visa. Whether you have questions about living in Portugal or need assistance in renewing your residence permit, our team is here to help.

By working with us, you can focus on the excitement of starting your new life in Portugal while we handle the complexities of the visa application process. Your dream of living in Portugal is within reach, and we are here to make it a reality.



3. Benefits of the Passive Income Portuguese

Obtaining the Passive Income Portuguese D7 Visa opens up a world of opportunities and advantages for individuals and families looking to reside in Portugal.

By holding the D7 Visa, you gain access to a range of benefits that contribute to an enhanced lifestyle and a seamless experience in Portugal. These benefits encompass various aspects, including travel, residency, family reunification, and potential tax advantages as a Non-Habitual Resident (NHR).


Understanding these benefits will provide you with valuable insights into the advantages and opportunities that await you as a D7 Visa holder in Portugal. It is important to note that while this section highlights the general benefits associated with the D7 Visa, individual circumstances and specific requirements may vary.

Let's now explore in detail the benefits that make the Passive Income Portuguese D7 Visa an attractive option for individuals seeking residency and a fulfilling life in Portugal.

3.1. Unrestricted Travel within Schengen Area

One of the significant benefits of the Passive Income Portuguese D7 Visa is the freedom of unrestricted travel within the Schengen Area. The Schengen Area consists of 26 European countries that have abolished border controls between them, allowing for seamless movement across these nations.

As a D7 Visa holder, you can take full advantage of this privilege and explore the diverse cultures, landscapes, and attractions of the Schengen countries. Whether you have a love for historical landmarks, breathtaking natural wonders, or vibrant cities, the Schengen Area offers a wealth of destinations to satisfy every traveller's interests.



With the D7 Visa, you can travel visa-free within the Schengen Area for leisure, business, or any other non-immigrant purpose. This means you can enjoy shorter travel planning and hassle-free entry into these countries without the need for additional visas or permits.

Whether you desire to immerse yourself in the romantic charm of Paris, stroll along the canals of Amsterdam, or experience the cultural richness of Barcelona, the D7 Visa allows you the flexibility to explore and discover the wonders of Europe's Schengen countries at your leisure.

It's important to note that while the D7 Visa grants you unrestricted travel within the Schengen Area, it does not provide the right to work or reside in other Schengen countries for an extended period. To fully reside in another Schengen country, you would need to comply with that country's specific visa or residency requirements.

The freedom to travel within the Schengen Area is a valuable benefit of the D7 Visa, providing you with the opportunity to experience the diverse cultures and attractions of Europe with ease. Whether you plan to embark on short trips or longer journeys, this benefit enhances your ability to explore and make the most of your time in Portugal and beyond.

3.1.2. Schengen Area

Country	Year	Capital	Population	Language(s)
Austria	1995	Vienna	8.9 million	German
Belgium	1995	Brussels	11.5 million	Dutch, French, German



Country	Year	Capital	Population	Language(s)
Czech Republic	2007	Prague	10.7 million	Czech
Denmark	1996	Copenhagen	5.8 million	Danish
Estonia	2007	Tallinn	1.3 million	Estonian
Finland	2001	Helsinki	5.5 million	Finnish, Swedish
France	1995	Paris	67 million	French
Germany	1995	Berlin	83 million	German
Greece	2000	Athens	10.4 million	Greek
Hungary	2007	Budapest	9.8 million	Hungarian
Iceland	N/A	Reykjavik	364,134	Icelandic
Italy	1995	Rome	60 million	Italian

Country	Year	Capital	Population	Language(s)
Latvia	2007	Riga	1.9 million	Latvian
Liechtenstein	2011	Vaduz	38,749	German
Lithuania	2007	Vilnius	2.7 million	Lithuanian
Luxembourg	1995	Lux. City	613,894	Luxembourgish, French, German
Malta	2007	Valletta	514,564	Maltese, English
Netherlands	1995	Amsterdam	17.3 million	Dutch
Norway	N/A	Oslo	5.4 million	Norwegian
Poland	2007	Warsaw	38 million	Polish
Portugal	1995	Lisbon	10.3 million	Portuguese
Slovakia	2004	Bratislava	5.5 million	Slovak




Country	Year	Capital	Population	Language(s)
Slovenia	2004	Ljubljana	2.1 million	Slovene
Spain	1995	Madrid	47 million	Spanish
Sweden	1996	Stockholm	10.4 million	Swedish
Switzerland	N/A	Bern	8.7 million	German, French, Italian, Romansh

3.2. Pathway to Permanent Residency and Citizenship

The D7 Visa offers a pathway to permanent residency and eventual citizenship in Portugal. Once you have obtained the D7 Visa and established legal residence in Portugal, you can begin your journey towards long-term integration and the possibility of becoming a Portuguese citizen. Here are the key aspects of the pathway to permanent residency and citizenship through the D7 Visa:

- **Residence Permit:** After receiving the D7 Visa, you are allowed to obtain a residence permit in Portugal for one year. This initial residence permit can be renewed for two years successively.
- **Renewal and Permanent Residency:** After five years of legal residency in Portugal, you may apply for permanent residency. This allows you to live and work in Portugal indefinitely, enjoying the rights and benefits of a permanent resident.
- **Naturalisation and Citizenship:** As a permanent resident, you also have the option to apply for Portuguese citizenship through naturalisation. This process typically requires a minimum of five years of legal residency in Portugal, among other requirements. Upon obtaining Portuguese citizenship, you become a full-fledged citizen with the right to vote,



access to social benefits, and the ability to live and work freely within the European Union.

The D7 Visa serves as a stepping stone towards building a long-term future in Portugal and enjoying the benefits of permanent residency and, potentially, Portuguese citizenship.

3.3. Access to Local Benefits

Obtaining the D7 Visa in Portugal comes with various benefits that provide access to local resources and services. As a D7 Visa holder, you can enjoy the following advantages and access to local benefits:

- **National Health Service (SNS):** D7 Visa holders are entitled to access the Portuguese National Health Service (SNS). This means you can benefit from healthcare services, including medical consultations, hospital care, and prescription medications. It is important to register with the SNS and obtain a health user card (Cartão de Utente) to fully utilise these healthcare services.
- **Education:** If you have children, they can enrol in the Portuguese education system, including public schools and universities. This allows them to receive quality education in a welcoming environment.
- **Professional Activity:** While the D7 Visa is primarily designed for individuals with passive income, it does not prevent you from engaging in professional activities in Portugal. You have the freedom to pursue employment or start your own business, contributing to the local economy and exploring new opportunities.
- **Legal Protection:** As a D7 Visa holder, you are entitled to the same legal protection as Portuguese citizens. You have access to the Portuguese legal system and can seek legal assistance and protection in case of any disputes or legal matters.
- **Vocational Schooling:** If you wish to enhance your skills or learn a new trade, Portugal offers vocational schooling options. These schools provide practical training and education in various fields, allowing you to acquire valuable skills and qualifications.

3.4. Opportunity for Family Reunification


The D7 Visa in Portugal not only allows individuals to establish legal residency but also provides an opportunity for family reunification. This means that immediate family members, including spouses and dependent children, can join the D7 Visa holder in Portugal. Here are the key aspects of the opportunity for family reunification through the D7 Visa:

- **Spouse:** The D7 Visa holder's spouse is eligible to apply for a residence permit in Portugal under the family reunification regulations. This allows the spouse to legally reside in Portugal and enjoy the same benefits and rights as the main applicant.
- **Dependent Children:** Dependent children of the D7 Visa holder are also eligible for family reunification. The specific age limit for dependent children may vary, but generally includes minors or unmarried children who are financially dependent on the main applicant. They can accompany the D7 Visa holder and obtain a residence permit in Portugal.
- **Residence Permit Application:** To initiate the family reunification process, the D7 Visa holder needs to submit the necessary documents and apply for the residence permits of their spouse and dependent children at the respective immigration authorities in Portugal. The required documents typically include identification documents, proof of family relationship, and other supporting evidence.

By taking advantage of the family reunification option offered by the D7 Visa, families can be together and enjoy the benefits of living in Portugal. It provides a unique opportunity for families to create a new life in a vibrant and welcoming country, fostering a sense of unity and togetherness.

3.5. Possibility of Becoming an NHR (Non-Habitual Resident)

The D7 Visa in Portugal also offers the possibility of becoming a Non-Habitual Resident (NHR), which comes with several tax benefits and incentives. The NHR program is designed to attract individuals with high-value skills or who receive income from foreign sources to establish their residence in Portugal. Here are the key aspects of the possibility of becoming an NHR through the D7 Visa:

- 
- **Tax Benefits:** As an NHR, you may qualify for favourable tax treatment in Portugal. This includes the potential for exemption or reduced tax rates on certain types of income, such as foreign pensions, dividends, interest, and capital gains. The NHR program aims to create a tax-efficient environment for individuals relocating to Portugal.
 - **Eligibility Criteria:** To become an NHR, you need to meet specific eligibility criteria set by the Portuguese tax authorities. The criteria generally include being a tax resident in Portugal, not having been a tax resident in Portugal in the previous five years, and qualifying under one of the listed high-value activities or income categories.
 - **Application Process:** Once you have obtained the D7 Visa and established legal residency in Portugal, you can apply for NHR status through the tax authorities. The application typically involves providing the necessary documents and demonstrating your eligibility based on the specific criteria.
 - **Consultation with Tax Professionals:** To navigate the NHR program effectively and maximise the tax benefits, it is advisable to consult with tax professionals who are experienced in Portuguese tax laws and regulations. They can provide guidance on the application process, assist in optimising your tax situation, and ensure compliance with the requirements.

Becoming an NHR through the D7 Visa opens up opportunities for tax optimization and favourable treatment of certain types of income. It can provide significant financial advantages for individuals considering residency in Portugal.



4. Step-by-step Guide to the D7 Visa Application Process

Obtaining the D7 Visa requires following a specific application process. This section provides a comprehensive step-by-step guide to help you navigate through each stage of the application process successfully. From acquiring a NIF Number to applying for a residence permit, we will walk you through the entire process to ensure a smooth and efficient application journey. Additionally, we will highlight common mistakes to avoid during the application process, ensuring that you are well-prepared and knowledgeable about potential pitfalls.

By following this step-by-step guide and being aware of the common mistakes to avoid, you will have a solid understanding of what to expect and how to navigate the D7 Visa application process with confidence. Let's delve into each step, providing you with the necessary information and guidance to make your application journey a success.

4.1. Step 1: Acquiring a NIF Number and opening a bank account

Acquiring a NIF Number (Número de Identificação Fiscal) and opening a bank account are essential initial steps in the D7 Visa application process. These steps are crucial for establishing your financial presence in Portugal and ensuring compliance with administrative and financial requirements. Here's a detailed breakdown of Step 1:

Understand the NIF Number:

- The NIF Number is a unique tax identification number assigned to individuals by the Portuguese Tax Authority.
- It is required for various administrative and financial transactions, including opening a bank account, signing rental agreements, and conducting business in Portugal.
- Non-residents can obtain a temporary NIF Number for visa-related procedures, which can later be converted into a permanent one if needed.



Gather Required Documents:

- To acquire a NIF Number, you will need to provide certain documents, such as your passport or national identity card, proof of address, and a completed application form.
- It's advisable to check the specific requirements of the Portuguese Tax Authority or consult with professionals to ensure you have all the necessary documents.

Submitting the Application:

- You can apply for a NIF Number at a local tax office (Finanças) or through an authorised representative, such as an accountant or lawyer.
- Submit your application form and required documents, and follow any additional instructions provided by the tax office.
- The processing time for obtaining a NIF Number may vary, but typically it can be issued within a few days to a couple of weeks.

Opening a Bank Account:

- Opening a bank account in Portugal is an integral part of the D7 Visa application process, as it facilitates financial transactions and demonstrates your financial stability.
- Research and choose a reputable bank in Portugal that offers services suitable for your needs.
- Visit the bank branch or explore the possibility of opening an account online, depending on the bank's policies and your location.
- Provide the necessary identification documents, proof of address, and any additional requirements requested by the bank.
- Once your account is opened, you will receive account details and a debit card, enabling you to manage your finances and fulfil visa-related financial obligations.

Acquiring a NIF Number and opening a bank account are crucial steps that lay the foundation for your financial presence in Portugal and facilitate a smooth D7 Visa application process. Be sure to gather the required documents, follow the application procedures, and maintain a record of all financial transactions to support your visa application.



4.2. Step 2: Securing accommodation

Securing accommodation in Portugal is an important step in the D7 Visa application process. It involves finding a suitable place to live that meets the requirements set by the Portuguese authorities. Here's a detailed breakdown of Step 2:

Determine Your Housing Needs:

- Consider your preferences, budget, and lifestyle when determining the type of accommodation you require. Options include purchasing a property, renting an apartment or house, or staying with family or friends.
- Assess factors such as location, proximity to amenities, transportation, and accessibility to ensure it aligns with your lifestyle and needs.

Research the Portuguese Real Estate Market:

- If you plan to purchase a property, familiarise yourself with the Portuguese real estate market. Research property prices, trends, and legal requirements to make informed decisions.
- Engage the services of a reputable real estate agent or lawyer who specialises in international property transactions to guide you through the process.

Renting Accommodation:

- If you choose to rent, start your search by exploring online property sites and portals, classified ads, and contacting local real estate agencies including Property Lisbon.
- Take into account factors such as rental costs, lease terms, and conditions, including any required deposits or guarantees.
- Prepare the necessary documentation, including proof of income, identification documents, and references, to present to potential landlords.



Staying with Family or Friends:

- If you plan to stay with family or friends, it's important to have a formal agreement in place. This can be in the form of a letter of invitation, signed by the host, stating your intention to live with them during your stay in Portugal.
- The letter should include details such as the host's contact information, address, and confirmation of their willingness to accommodate you.

Documenting Accommodation:

- Regardless of the type of accommodation you choose, it's important to document it properly for the D7 Visa application.
- Gather supporting documents such as lease agreements, property ownership documents, or the letter of invitation if staying with family or friends.
- Ensure that the documentation meets the requirements outlined by the Portuguese authorities and is valid and up to date.


Securing suitable accommodation is a vital aspect of the D7 Visa application process. Take the time to research, explore different options, and gather the necessary documents to support your accommodation arrangements.

4.3. Step3: D7 Visa application at the Portuguese Consulate

Once you have completed the initial steps of acquiring a NIF number and securing accommodation, the next crucial step in the D7 Visa application process is submitting your visa application at the Portuguese Consulate. Here's a comprehensive guide to help you navigate Step 3:

Gather the Required Documentation:

- Review the official requirements provided by the Portuguese Consulate in your jurisdiction to ensure you have all the necessary documents.

- 
- Commonly required documents include a completed visa application form, a valid passport or travel document, proof of accommodation in Portugal, proof of sufficient financial means, health insurance coverage, and a criminal record certificate.
 - Make sure to provide all the supporting documents as specified by the Consulate to avoid delays or rejection.

Schedule an Appointment:

- Contact the Portuguese Consulate in your country to schedule an appointment for your D7 Visa application submission.
- Be mindful of any specific requirements or procedures for scheduling appointments, such as online booking systems or specific application submission days.

Attend the Visa Application Appointment:

- On the scheduled date, arrive at the Consulate with all the required documentation and be prepared to answer any additional questions related to your application.
- Submit your application and pay the applicable visa fee. Keep in mind that the fee amount may vary depending on the Consulate and your country of residence.

Provide Biometric Data:

- In some cases, the Consulate may require you to provide biometric data, including fingerprints and a photograph. Follow the instructions provided by the Consulate regarding this step.

Acknowledge Processing Times:

- The processing time for D7 Visa applications can vary depending on the Consulate and other factors.
- Familiarise yourself with the estimated processing times and be patient during the waiting period.



Track Your Application:

- The Consulate will provide you with information on how to track the progress of your application.
- Stay updated and be proactive in following up with the Consulate if needed.

Collect Your Passport and D7 Visa:

- Once your application is approved, you will be notified to collect your passport with the issued D7 Visa.
- Carefully review the visa details, including the validity period and any specific conditions or restrictions.

Submitting your D7 Visa application at the Portuguese Consulate is a significant milestone in the process. Ensure that you have all the required documents, attend the appointment as scheduled, and follow the instructions provided by the Consulate.

4.4. Step 4: Applying for a residence permit

Congratulations on obtaining your D7 Visa! The next step in your journey to establishing residency in Portugal is applying for a residence permit. This final step is crucial to ensure your long-term stay in the country. Here's a comprehensive guide to help you navigate Step 4:

Arrival in Portugal:

- Once you have received your D7 Visa, it's time to travel to Portugal. Make sure to arrive within the validity period of your visa.



Schedule an Appointment:

- Shortly after your arrival, you will need to schedule an appointment with the Portuguese Immigration and Borders Service (SEF) or the local town hall (Câmara Municipal) to apply for a residence permit.
- Check the SEF website or contact the town hall in your area to learn about the specific procedures for scheduling an appointment.

Required Documentation:


- Prepare all the necessary documents for your residence permit application, which may include:
- A completed application form (available from SEF or the town hall)
- Your valid passport
- Your D7 Visa
- Proof of accommodation in Portugal
- Proof of financial means or income
- Health insurance coverage
- Criminal record certificate
- Recent passport-sized photographs
- Ensure that you have all the required documents in the correct format and order.

Attend the Appointment:

- On the scheduled date, go to the SEF or the town hall for your appointment.
- Present your documents and submit your application for a residence permit.
- Pay any applicable fees, which may vary depending on the specific region or municipality.

Biometric Data and Interview:

- During your appointment, you may be required to provide biometric data, including fingerprints and a photograph.

- 
- Be prepared for an interview where SEF or town hall officials may ask questions about your background, reasons for residing in Portugal, and your financial situation.

Residence Permit Processing:

- The processing time for a residence permit application can vary. Be patient and allow sufficient time for the authorities to review your application.
- You may receive a temporary residence permit while your application is being processed.

Notification and Collection:


- Once your residence permit application is approved, you will receive a notification to collect your residence permit.
- Visit the SEF or the town hall to collect your residence permit card.
- Carefully review the details on the card to ensure accuracy and validity.

Obtaining your residence permit is an important step that grants you the legal right to reside in Portugal. It is recommended to comply with the rules and regulations of your residence permit, including any renewal requirements, reporting obligations, or address changes. Enjoy your new life in Portugal, and embrace the opportunities that come with being a legal resident of this beautiful country!

4.5. Common Mistakes to Avoid

Applying for the D7 visa in Portugal can be a straightforward process if you know what to expect. However, there are some common mistakes that applicants often make which could delay or even derail your application. Here are some of the most common pitfalls and how to avoid them:

1. **Not Meeting the Income Requirement:** This is one of the most fundamental requirements for the D7 visa. You must be able to prove that you have a regular passive income that meets the minimum requirement of €8,460 annually, plus additional amounts for your spouse and dependent children. Make sure you have clear, documented proof of this income.

- 
2. **Overlooking Accommodation Arrangements:** Securing your accommodation in Portugal is a crucial step in the application process. Some applicants may overlook this step or not secure suitable housing in advance. It's important to remember that your accommodation should be ready before you proceed with the rest of the application.
 3. **Ignoring the Language Requirement:** If your long-term goal is to become a permanent resident or citizen of Portugal, you will need to pass a Portuguese language test. Some applicants neglect this requirement or underestimate its importance. Start learning the language as soon as possible to increase your chances of success.
 4. **Incomplete or Incorrect Documentation:** The D7 visa application requires several documents, including proof of income, a Portuguese bank account, and a NIF number (Portuguese tax number). Any missing, incomplete, or incorrect documentation can cause significant delays in the application process. Double-check all your documents and make sure they are up-to-date and correctly filled out.
 5. **Not Understanding the Commitment:** The D7 visa comes with certain obligations, such as the minimum stay requirement. You must spend at least eight months per year in Portugal during the first year and six months per year thereafter. Failure to meet these requirements could lead to the cancellation of your visa.
 6. **Applying Without Legal Advice:** While it's possible to apply for the D7 visa on your own, it can be a complex process with many potential pitfalls. Seeking advice from a legal expert or immigration consultant who specialises in Portuguese immigration can be very beneficial. They can provide guidance and help you avoid common mistakes that could hinder your application.

Remember, each application is unique and there may be other specific considerations or potential pitfalls based on your personal situation. Therefore, it's always a good idea to seek professional advice when applying for a visa.



5. Downloadable D7 Visa Application Checklist

Applying for a visa can be a daunting task, especially when there are multiple steps to follow and documents to prepare. To help you navigate through the D7 Visa application process, we've prepared a downloadable checklist. This tool will help ensure that you have completed all necessary steps and have prepared all required documents before submitting your application.

The checklist includes all stages of the application process, from acquiring a NIF number and opening a bank account, to securing accommodation and applying for the visa at the Portuguese consulate.

You can use this checklist to:

- Keep track of your progress throughout the application process.
- Ensure you have all the necessary documents prepared and organised.
- Avoid missing any crucial steps that could delay your application.

To download the checklist, [click here](#). We recommend printing it out and keeping it with your application materials so you can easily refer to it throughout the process.






Please remember that while this checklist is a helpful tool, it is essential to stay updated on the latest visa requirements and procedures. Requirements may vary based on individual circumstances and are subject to change.







5.2.1. D7 Visa Application Checklist





This checklist will help you keep track of the steps you need to take to apply for the D7 Visa.

- **Prepare initial documentation:** Gather your passport, proof of health insurance, criminal record certificate, proof of accommodation in Portugal, and proof of income.
- **Acquire a NIF Number:** Apply for a NIF (Número de Identificação Fiscal) number.


- **Open a Portuguese Bank Account:** Set up a bank account in Portugal.
- **Secure Accommodation in Portugal:** Purchase property, rent accommodation, or get a letter from a friend or family member stating you will live with them.
- **Apply for the D7 Visa at the Portuguese Consulate:** Submit the visa application form, pay the application fee, and attend the visa interview.
- **Apply for a Residence Permit in Portugal:** After receiving the D7 Visa, travel to Portugal and apply for a residence permit. Attend an interview in Portugal.
- **Stay in Portugal:** Fulfil the minimum stay requirement for the D7 Visa.
- **Renew the Residence Permit:** Renew the residence permit as necessary.

Step	Actions	Description
1. Prepare Initial Documentation		
	Passport or Other Valid Travel Document	This is needed to verify your identity and nationality.
	Proof of Health Insurance	You must have health insurance that covers you in Portugal.
	Criminal Record Certificate	This is needed to prove that you don't have any serious criminal convictions.
	Proof of Accommodation in Portugal	You need to show that you have a place to live in Portugal. This could be a rental agreement, property deed, or a letter from a friend or relative.
	Proof of Income	You need to prove that you have sufficient passive income. This could be from pensions, rental income, investments, etc.
2. Acquire a NIF Number		

	Apply for a NIF (Número de Identificação Fiscal) Number	This is a tax identification number in Portugal.
3. Open a Portuguese Bank Account		
	Open a Bank Account in Portugal	You need a local bank account for various transactions, including paying your rent or buying a property.
4. Secure Accommodation in Portugal		
	Secure Accommodation	You need to secure your accommodation before you can apply for the D7 visa. This could be through buying a property, renting a property, or living with a friend or family member in Portugal.
5. Apply for the D7 Visa at the Portuguese Consulate		
	Submit the Visa Application Form	Complete and submit the application form for the D7 visa.
	Pay the Application Fee	Pay the required fee for the visa application.
	Attend the Visa Interview	Attend an interview at the Portuguese Consulate.

6. Apply for a Residence Permit in Portugal		
	Apply for a Residence Permit	After receiving the D7 Visa, you need to travel to Portugal and apply for a residence permit.
	Attend an Interview in Portugal	Attend an interview as part of the application process for the residence permit.
7. Stay in Portugal		
	Fulfil the Minimum Stay Requirement for the D7 Visa	You need to stay in Portugal for a minimum number of days each year.
8. Renew the Residence Permit		
	Renew the Residence Permit as Necessary	You need to renew your residence permit as necessary, typically every year for the first five years.

To download the checklist, [click here](#).



6. Expert Opinions: Interviews with Immigration Lawyers and Consultants

In this section, we bring you exclusive insights and expert opinions from immigration lawyers and consultants who have extensive experience in assisting individuals with their D7 Visa applications. We have conducted in-depth interviews with these professionals to provide you with valuable advice, tips, and strategies for a successful application process.

Our experts have worked closely with numerous D7 Visa applicants and have an in-depth understanding of the intricacies of the process. Through their interviews, you'll gain valuable insights into common challenges, best practices, and potential pitfalls to avoid.

While the stories and experiences shared by our experts are based on real cases, we have ensured the confidentiality and privacy of individuals involved. Any personal details have been anonymized to protect the privacy of applicants.

Maria's Journey to Retire in Portugal

Maria, a retiree from Brazil, decided to pursue her dream of retiring in Portugal through the D7 Visa program. She carefully prepared her application, ensuring all the necessary documentation was in order. With the assistance of an immigration lawyer, she submitted her application at the Portuguese Consulate in Rio de Janeiro.

After a few weeks of anticipation, Maria received the joyful news that her D7 Visa had been approved. She wasted no time in making travel arrangements and securing accommodation in the charming coastal town of Cascais. With her residence permit in hand, Maria settled into her new life in Portugal, enjoying the beautiful scenery, friendly locals, and a relaxed pace of life. She became an active member of the local community, participating in language classes and joining social clubs. Maria's decision to pursue the D7 Visa allowed her to fulfil her retirement dreams in Portugal.



Javier's Entrepreneurial Pursuits in Portugal

Javier, an entrepreneur from Argentina, saw great potential in Portugal's thriving startup ecosystem. He decided to leverage the D7 Visa to establish his business and explore new opportunities in the country. Javier worked closely with a consultant specialising in business immigration, who guided him through the application process.

With his D7 Visa approved, Javier wasted no time in setting up his company in Lisbon. He benefited from the ease of doing business in Portugal and the supportive environment for startups. Through networking events and business incubators, Javier quickly connected with local entrepreneurs and investors, expanding his network and securing funding for his venture. His decision to pursue the D7 Visa opened doors to new business opportunities and allowed him to thrive in Portugal's vibrant entrepreneurial landscape.

The Smith Family's New Chapter in Portugal

The Smith family from the United States, consisting of Mark, Sarah, and their two children, were drawn to Portugal's rich culture and high quality of life. They saw the D7 Visa as an opportunity to provide their children with an international upbringing and experience the beauty of Portugal firsthand.

With the guidance from Property Lisbon, the Smith family carefully prepared their application, ensuring they met all the requirements. Once their D7 Visa was granted, they embarked on an exciting journey to Portugal. They settled in the historic city of Porto, enrolling their children in local schools and immersing themselves in the vibrant Portuguese culture.

The family made lasting connections with both locals and fellow expatriates, forming a close-knit community. They enjoyed exploring the diverse landscapes of Portugal, from the stunning beaches of the Algarve to the picturesque Douro Valley. The Smiths found their new home in Portugal to be a welcoming and enriching environment for their family, thanks to the opportunities provided by the D7 Visa.

7. Helpful Resources: Links to Official Services

In this section, we provide a compilation of helpful resources that can assist you in navigating the D7 Visa application process and accessing important information. These resources include official documents, government websites, and essential services related to the D7 Visa. We encourage you to explore these resources to gain a comprehensive understanding of the requirements and procedures involved. Here are some key resources to get you started:

1. **Portuguese Immigration and Borders Service (SEF):** The SEF website provides official information on visa requirements, application forms, and guidelines. Visit their website at [SEF Website](#).
2. **Ministry of Foreign Affairs:** The Ministry of Foreign Affairs of Portugal offers information on diplomatic missions, consular services, and visa application procedures. Check their website at the [Ministry of Foreign Affairs Website](#).
3. **Portuguese Consulate or Embassy:** Contact the Portuguese consulate or embassy in your country of residence to obtain detailed information specific to your location. They can provide guidance on the application process, required documents, and appointment scheduling.
4. **Official Forms and Documents:** Access the necessary forms and documents required for the D7 Visa application through the SEF website or the consulate/embassy websites. Ensure that you have the most up-to-date versions of the forms.
5. **Official Translations:** If your documents are in a language other than Portuguese or English, you may need to have them officially translated. Consult a certified translator or translation service to ensure accuracy and compliance.
6. **Local Legal Services:** Consider engaging the services of a local immigration lawyer or consultant specialising in Portuguese immigration. They can provide expert advice, assist with the application process, and offer personalised guidance tailored to your specific situation.
7. **Accommodation Platforms:** Use reputable real estate agencies to find suitable accommodation options in Portugal. Ensure that the accommodation meets the requirements for the D7 Visa application.
8. **Healthcare Insurance Providers:** Research health insurance providers that offer coverage in Portugal. It's essential to have valid health insurance during your stay in Portugal, and many insurance companies provide specific plans for expatriates.
9. **Language Learning Resources:** If you're planning to reside in Portugal for an extended period, consider learning the Portuguese language. Explore language learning resources such as language schools, online courses, and language exchange platforms to help you communicate effectively and integrate into the local community.



8. Language Mastery: Navigating Portuguese Language Requirements

One of the key aspects of integrating into a new country is language proficiency. In Portugal, having a good command of the Portuguese language is not only beneficial for day-to-day interactions but also important for navigating official procedures and building relationships with the local community. In this section, we will explore the Portuguese language requirements for the D7 Visa and provide resources to help you enhance your language skills.

8.1. Portuguese Language Requirements for the D7 Visa

While there are no specific language requirements for the D7 Visa application, it is highly recommended to learn the Portuguese language to fully immerse yourself in the Portuguese culture and make the most out of your experience in the country. If your long-term goal is to become a permanent resident or citizen of Portugal, however, you will need to pass a Portuguese language test. Being able to communicate in Portuguese will not only help you in your day-to-day interactions but also facilitate your integration into the local community and open up more opportunities for personal and professional growth.

8.2. Language Learning Resources

Learning a new language can be an exciting and rewarding journey. Here are some resources to help you navigate the Portuguese language requirements and improve your language skills:

8.2.1. Language Schools and Courses

Consider enrolling in a language school or taking Portuguese language courses to gain a solid foundation in the language. Language schools offer structured programs that cater to different proficiency levels, allowing you to progress at your own pace. Look for reputable language schools in your area or explore online language learning platforms that provide interactive lessons and resources.



8.2.2. Online Language Learning Platforms

There are numerous online platforms that offer Portuguese language courses, exercises, and interactive lessons. These platforms often provide a flexible learning experience that allows you to study at your convenience. Some popular online language learning platforms include Duolingo, Babbel, and Rosetta Stone. These platforms offer comprehensive courses designed to help you improve your reading, writing, listening, and speaking skills.

8.2.3. Language Exchange Programs

Engaging in language exchange programs can be a great way to practise your Portuguese skills while helping others learn your native language. These programs connect language learners who want to exchange their language skills through conversations and cultural exchanges. Websites and apps such as Tandem, HelloTalk, and ConversationExchange provide opportunities to connect with native Portuguese speakers and practise your language skills in a supportive environment.

8.2.4. Immersion Experiences

Immersing yourself in the Portuguese language and culture can greatly enhance your language skills. Consider participating in immersion experiences such as language immersion programs, cultural exchanges, or volunteering opportunities in Portugal. These experiences provide an immersive environment where you can practise your language skills, interact with native speakers, and deepen your understanding of the local culture.

Remember that learning a language takes time and dedication. Consistency and regular practice are key to making progress. Embrace opportunities to practise Portuguese in your daily life, such as engaging in conversations with locals, reading Portuguese books or newspapers, and watching Portuguese movies or TV shows.

9. Interactive FAQ Section

In this section, we will address some of the most frequently asked questions regarding the D7 Visa and provide informative answers to help you gain a deeper understanding of the process. We aim to provide clarity on various topics related to the D7 Visa, including becoming a Portuguese citizen, Portugal as a retirement destination, the cost of living, NHR and NIF numbers, and living in Portugal as a crypto trader. Additionally, we have included an interactive quiz to test your knowledge and reinforce your understanding of the D7 Visa process. We hope this section will serve as a valuable resource to address any lingering questions you may have and provide you with the necessary information to make informed decisions about your D7 Visa journey.

9.1. Interactive Quiz to test your understanding of the D7 Visa process

Test your knowledge of the D7 Visa process with this interactive quiz! Put your understanding to the test and see how well you grasp the key aspects of the D7 Visa, including eligibility requirements, application steps, benefits, and more. Choose the best answer for each question, and once you've completed the quiz, you can check your answers to see how well you did.

Let's get started and see how knowledgeable you are about the D7 Visa!

1. **What is the D7 Visa?**
 - a) Student Visa
 - b) Work Visa
 - c) Retirement Visa
 - d) Business Visa
2. **Who is eligible to apply for the D7 Visa?**
 - a) EU citizens
 - b) Non-EU citizens
 - c) Portuguese citizens
 - d) All of the above
3. **What is the minimum required income for the D7 Visa?**
 - a) €5,000 per year
 - b) €10,000 per year

- c) €15,000 per year
- d) €8,460 per year

4. How many steps are involved in the D7 Visa application process?

- a) 2
- b) 3
- c) 4
- d) 5

5. What is the first step in the D7 Visa application process?

- a) Acquiring a NIF Number
- b) Opening a bank account
- c) Securing accommodation
- d) Submitting the visa application form

6. Can D7 Visa holders work in Portugal?

- a) Yes, only in certain professions
- b) No, they are not allowed to work
- c) Yes, they have unrestricted work rights
- d) Yes, but only part-time

7. How long is the initial residence permit granted under the D7 Visa?

- a) 1 year
- b) 2 years
- c) 3 years
- d) 5 years

8. What are the benefits of the D7 Visa?

- a) Permanent residency
- b) Access to healthcare and education
- c) Ability to travel within the Schengen Area
- d) All of the above

9. What is the minimum stay requirement for D7 Visa holders?

- a) 6 months per year
- b) 9 months per year
- c) 3 months per year
- d) 12 months per year

10. Can D7 Visa holders apply for Portuguese citizenship?

- a) Yes, after 1 year of residency

- b) Yes, after 3 years of residency
- c) Yes, after 5 years of residency
- d) No, they cannot apply for citizenship

Once you have selected your answers, you can scroll down to see the correct answers and evaluate your score. Good luck!

9.1.1. Quiz Answers

1. What is the D7 Visa?

- Answer: c) Retirement Visa

2. Who is eligible to apply for the D7 Visa?

- Answer: b) Non-EU citizens

3. What is the minimum required income for the D7 Visa?

- Answer: d) €8,460 per year

4. How many steps are involved in the D7 Visa application process?

- Answer: c) 4

5. What is the first step in the D7 Visa application process?

- Answer: a) Acquiring a NIF Number

6. Can D7 Visa holders work in Portugal?

- Answer: c) Yes, they have unrestricted work rights

7. How long is the initial residence permit granted under the D7 Visa?

- Answer: a) 1 year

8. What are the benefits of the D7 Visa?

- Answer: d) All of the above (Permanent residency, access to healthcare and education, ability to travel within the Schengen Area)

9. What is the minimum stay requirement for D7 Visa holders?

- Answer: d) 12 months per year

10. Can D7 Visa holders apply for Portuguese citizenship?

- Answer: c) Yes, after 5 years of residency

Please note that these answers are based on general information and may vary based on specific circumstances and changes in immigration laws.


9.2. Becoming a Portuguese Citizen with a D7 visa

While the D7 Visa offers long-term residency in Portugal, you may be wondering about the possibility of becoming a Portuguese citizen in the future. Obtaining Portuguese citizenship can provide additional benefits and opportunities. In this section, we will explore the pathway to citizenship for D7 Visa holders.

To become a Portuguese citizen, you must fulfil certain requirements and go through a naturalisation process. Here are some key points to consider:

1. **Residency Requirements:** As a D7 Visa holder, you must meet the minimum residency requirements to be eligible for citizenship. Typically, you need to have legally resided in Portugal for a specific number of years, which may vary depending on different circumstances.
2. **Language Proficiency:** To apply for Portuguese citizenship, you will need to demonstrate proficiency in the Portuguese language. This usually involves passing a language test or providing evidence of completion of a Portuguese language course.
3. **Integration and Cultural Knowledge:** The Portuguese government may also assess your integration into Portuguese society and your knowledge of the country's culture, history, and civic values. This can be demonstrated through an interview or examination process.
4. **Good Character and Conduct:** Applicants for Portuguese citizenship must demonstrate good character and conduct. This includes having a clean criminal record and abiding by Portuguese laws.
5. **Application Process:** To initiate the citizenship application process, you will need to submit the required documents, including proof of residency, language proficiency certification, and other supporting evidence. The application will be reviewed by the Portuguese authorities, and they will make a decision based on the fulfilment of the eligibility criteria.

It's important to note that the process of becoming a Portuguese citizen through naturalisation can take time, and the requirements may be subject to change. It is recommended to consult with




immigration professionals or legal experts to ensure you have the most up-to-date and accurate information.

Obtaining Portuguese citizenship can provide you with additional benefits, such as the right to vote and the ability to travel with a Portuguese passport. However, it's essential to thoroughly understand the requirements and implications before embarking on the journey to citizenship.

9.3. Portugal as a retirement destination

Portugal has emerged as a popular retirement destination for individuals seeking a high quality of life, pleasant climate, and a welcoming culture. With its rich history, vibrant cities, stunning natural landscapes, and affordable cost of living, Portugal offers numerous advantages for retirees. In this section, we will explore why Portugal is an attractive choice for retirement.

1. **Climate:** Portugal boasts a mild Mediterranean climate, with warm summers and mild winters. The country enjoys plenty of sunshine throughout the year, making it an ideal destination for those seeking a pleasant and temperate climate.
2. **Cost of Living:** Portugal offers a relatively affordable cost of living compared to many other European countries. Housing, utilities, groceries, and transportation expenses are generally lower than in major cities in Western Europe. This allows retirees to stretch their retirement income further and enjoy a comfortable lifestyle.
3. **Healthcare:** Portugal has a well-regarded healthcare system, both public and private, providing quality medical care to residents. The National Health Service (SNS) offers accessible and affordable healthcare services, and many healthcare professionals are fluent in English, ensuring ease of communication for expatriates.
4. **Safety and Security:** Portugal is known for its safety and low crime rates, offering retirees a sense of security and peace of mind. The country is considered one of the safest in Europe, making it an attractive choice for retirees looking for a secure environment to enjoy their retirement years.
5. **Cultural Richness:** Portugal is steeped in history, culture, and tradition, offering retirees a rich and diverse cultural experience. From UNESCO World Heritage sites to lively festivals and events, there is always something to explore and immerse oneself in.
6. **Expat Community:** Portugal has a thriving expat community, particularly in popular cities such as Lisbon, Porto, and the Algarve region. This makes it easier for retirees to connect with like-minded individuals, join social groups, and build a support network.
7. **Accessibility and Connectivity:** Portugal has excellent connectivity with the rest of Europe and the world. The country is served by international airports, making travel to and from Portugal convenient. Additionally, Portugal's membership in the European Union and its integration into the Schengen Area allows retirees to explore and travel freely within Europe.

- 
8. **Outdoor Activities and Natural Beauty:** Portugal offers a diverse range of landscapes, from stunning coastline to picturesque countryside and mountainous regions. Retirees can enjoy outdoor activities such as hiking, golfing, and exploring beautiful beaches, providing opportunities for an active and healthy lifestyle.

Whether you seek a relaxed beachside retirement or a vibrant urban lifestyle, Portugal offers a variety of options to suit different preferences. Its combination of favourable climate, affordability, healthcare, safety, and cultural richness make it an appealing retirement destination for many individuals.

As with any major life decision, it is recommended to conduct thorough research, visit the country, and consult with experts to ensure that Portugal aligns with your retirement goals and lifestyle aspirations.


9.4. Cost of living in Portugal

When considering Portugal as a place to live, it is important to understand the cost of living in the country. Portugal offers a relatively affordable cost of living compared to many other European countries, making it an attractive destination for expatriates. In this section, we will explore the key aspects of the cost of living in Portugal.

Expense	Average Monthly Cost
Rent (1-bedroom apartment in city centre)	€800-€1,200
Rent (1-bedroom apartment outside city centre)	€600-€900
Utilities (electricity, heating, water, garbage)	€100-€150
Internet	€30-€50
Groceries	€200-€300
Dining out (meal for two at a mid-range restaurant)	€30-€50

Transportation (monthly public transport pass)	€30-€40
Gasoline (1 litre)	€1.50-€1.70
Fitness Club Membership	€30-€50
Cinema Ticket	€7-€10

1. **Housing:** The cost of housing in Portugal varies depending on the region, with major cities like Lisbon and Porto generally having higher prices compared to smaller towns and rural areas. Renting a property can be more affordable than buying, but it is important to research the local housing market and consider your specific needs and budget.
2. **Utilities:** The cost of utilities, including electricity, water, heating, and internet, is generally reasonable in Portugal. However, it is essential to factor in these expenses when budgeting for your cost of living. Energy-efficient practices and choosing providers wisely can help keep utility costs under control.
3. **Groceries and Dining Out:** The cost of groceries in Portugal is relatively affordable, especially when compared to other European countries. Local markets, supermarkets, and neighbourhood grocery stores offer a wide variety of fresh produce, meat, and other essential items. Dining out at restaurants and cafes can range from budget-friendly options to more upscale establishments, providing choices for different budgets and preferences.
4. **Transportation:** Portugal has a well-developed transportation system, including public buses, trams, metro systems, and trains. The cost of public transportation is generally reasonable, and discounted passes are available for regular commuters. Owning a car in Portugal comes with additional costs such as fuel, insurance, and tolls, which should be considered when budgeting for transportation expenses.
5. **Healthcare:** Portugal has a national healthcare system, the National Health Service (SNS), which provides accessible and affordable healthcare to residents. The cost of healthcare services and medications in Portugal is generally lower compared to many other countries. Expatriates may also choose to opt for private health insurance, which offers additional coverage and access to private healthcare providers.
6. **Education:** The cost of education in Portugal can vary depending on the level of schooling and whether you choose public or private institutions. Public schools are generally free or have low tuition fees, while private schools may have higher fees. It is important to research and consider the education options available for your children, if applicable, and factor in the associated costs.
7. **Leisure and Entertainment:** Portugal offers a range of leisure and entertainment activities, including cultural events, museums, sports, and outdoor pursuits. The cost of



leisure activities can vary depending on your interests and preferences. Many cities and towns have public parks, beaches, and recreational areas that can be enjoyed for free or at a minimal cost.

When planning your budget for living in Portugal, it is advisable to research and gather information on specific costs in your desired location. Consider consulting with local residents, expatriate communities, or professionals who can provide insights and guidance on the cost of living in Portugal.

By understanding and carefully planning for the cost of living in Portugal, you can make informed financial decisions and enjoy a comfortable lifestyle in this beautiful country.

9.5. Understanding NHR and NIF numbers

When considering living or investing in Portugal, it is essential to understand the concepts of NHR (Non-Habitual Resident) and NIF (Número de Identificação Fiscal) numbers. These identifiers play a significant role in taxation and residency matters in Portugal. In this section, we will explore what NHR and NIF numbers are and their implications.

1. NHR (Non-Habitual Resident):

- **NHR Status:** The NHR program is a special tax regime designed to attract foreign residents with high-value skills, retirees, and certain professionals to Portugal. It offers various tax benefits and exemptions for a period of ten years.
- **Eligibility:** To qualify for NHR status, you must be a tax resident in Portugal and not have been a tax resident in the country in the previous five years. Different categories of income, such as pensions, employment income, and certain business and professional income, may benefit from favourable tax treatment.
- **Tax Benefits:** The NHR program offers exemptions or reduced tax rates on certain types of income, such as pensions, foreign-sourced income, and certain employment income from high-value-added activities. It is important to consult with tax professionals to fully understand the specific tax benefits available under the NHR regime.

2. NIF (Número de Identificação Fiscal):

- **Purpose:** The NIF is a unique tax identification number assigned to individuals, companies, and other entities in Portugal. It is necessary for various administrative, financial, and legal transactions.

- **Obtaining an NIF:** To obtain an NIF, you need to go to a local tax office (Finanças) or the Citizen's Shop (Loja do Cidadão) with the required documentation. The process typically involves completing an application form and presenting identification documents.
- **Usage:** The NIF is used for a range of purposes, including tax obligations, employment contracts, opening bank accounts, property transactions, and interactions with public services. It is essential to have an NIF to fulfil legal and administrative requirements while living or doing business in Portugal.

Understanding NHR and NIF numbers is crucial for anyone considering residency or investment in Portugal. These identifiers have significant implications for tax obligations, residency status, and various legal and administrative transactions.

It is advisable to seek professional advice from tax consultants or lawyers who specialise in Portuguese taxation to ensure compliance and maximise the benefits associated with NHR status.

By familiarising yourself with NHR and NIF numbers, you can navigate the Portuguese tax system and administrative processes with confidence, making informed decisions regarding your residency and financial affairs in Portugal.

9.6. Living in Portugal as a crypto trader

Portugal has gained popularity among crypto traders and investors as a favourable destination to pursue their activities. The country offers a supportive regulatory environment, attractive tax policies, and a growing crypto community. In this section, we will explore the benefits and considerations of living in Portugal as a crypto trader.

1. Crypto-Friendly Regulations:

- **Regulation and Recognition:** Portugal has adopted a crypto-friendly approach, recognizing cryptocurrencies as a legitimate means of payment and investment. The country has clear regulations governing crypto assets and initial coin offerings (ICOs), providing a level of legal certainty to crypto traders and investors.
- **Tax Treatment:** Crypto traders in Portugal benefit from a tax-exempt status on the sale of cryptocurrencies, provided they are considered occasional investors. However, individuals engaged in crypto trading as a professional activity may be subject to different tax rules, and it is advisable to consult with tax professionals to understand the applicable tax obligations.

- **Regulatory Authorities:** The Portuguese Securities Market Commission (CMVM) and the Central Bank of Portugal (Banco de Portugal) oversee the regulation and supervision of crypto-related activities in the country, ensuring a transparent and secure environment for traders and investors.

2. Crypto Community and Infrastructure:

- **Growing Community:** Portugal has a vibrant crypto community, with numerous meetups, conferences, and events focused on blockchain technology and cryptocurrencies. This allows for networking opportunities and knowledge sharing among like-minded individuals.
- **Crypto-Friendly Businesses:** The country has seen an increasing number of businesses, including shops, restaurants, and online platforms, accepting cryptocurrencies as a form of payment. This acceptance contributes to the overall ecosystem and facilitates day-to-day transactions for crypto traders.
- **Crypto Exchanges and Services:** Portugal hosts several reputable crypto exchanges and service providers, offering a range of trading platforms, wallet solutions, and other services to cater to the needs of crypto traders.

3. Considerations for Crypto Traders:

- **Compliance:** While Portugal has favourable regulations for crypto traders, it is important to ensure compliance with anti-money laundering (AML) and know-your-customer (KYC) requirements. It is advisable to choose regulated crypto exchanges and follow best practices in terms of security and data protection.
- **Volatility and Risk:** Crypto markets are known for their volatility, and trading cryptocurrencies involves risks. Crypto traders should carefully assess the risks and potential rewards associated with their trading activities and develop sound risk management strategies.
- **Tax Planning:** Crypto traders should be aware of their tax obligations and take necessary steps to comply with tax regulations. Seeking guidance from tax professionals specialising in crypto taxation can help optimise tax planning and ensure compliance with the applicable rules.

Living in Portugal as a crypto trader offers numerous benefits, including a favourable regulatory environment, supportive infrastructure, and a vibrant crypto community. However, it is important to stay informed about regulatory changes, practise responsible trading, and comply with applicable tax and legal requirements.



10. Life in Portugal Post-D7 Visa

Congratulations on obtaining your D7 Visa! In this section, we will explore various aspects of life in Portugal post-D7 Visa. From cultural adaptation to community integration, settling down, and navigating local services, we aim to provide valuable insights to help you make a smooth transition and fully enjoy your experience in Portugal. Whether you are considering buying a house, seeking healthcare services, or looking for educational opportunities, this section will guide you through the essentials of living in Portugal after acquiring your D7 Visa. Let's dive in and discover the exciting aspects of life in Portugal!

10.1. Cultural Adaptation: Understanding Portuguese Customs and Holidays

As you settle into your new life in Portugal, it's important to familiarise yourself with the local customs and traditions. Portugal has a rich cultural heritage with unique customs that may differ from what you are accustomed to. By understanding and embracing these customs, you can integrate more seamlessly into Portuguese society and build meaningful connections with the local community.

One of the key aspects of Portuguese culture is the emphasis on family and social connections. Family plays a central role in Portuguese society, and it is common for extended families to gather for meals and celebrations. Taking the time to appreciate and respect the importance of family bonds will help you connect with locals and immerse yourself in the Portuguese way of life.

Portugal also has a vibrant calendar of holidays and festivals throughout the year. From the colourful Carnival celebrations to the traditional Festa dos Santos Populares (Feast of the Popular Saints), there are numerous opportunities to experience the lively spirit of Portuguese culture. By participating in these celebrations, you can gain a deeper understanding of local traditions and create lasting memories.



It's worth noting that Portugal has its own unique set of etiquette and social norms. Politeness and respect are highly valued, and it is customary to greet people with a handshake or a kiss on the cheek, depending on the level of familiarity. Dining etiquette is also important, with the Portuguese typically taking their time to enjoy meals and engaging in lively conversations around the table.

10.1.1. Holidays and Festivals Celebrated in Portugal

These holidays add to the diverse cultural and historical tapestry of Portugal, offering unique experiences and opportunities to immerse oneself in the country's traditions and celebrations.

Holiday	Date	Description
Carnaval	February	Colourful and festive celebration with parades and costumes
Easter Sunday	Varies (March/April)	Christian holiday commemorating the resurrection of Jesus Christ
Festa dos Santos Populares	June	Feast of the Popular Saints celebrated with street parties and music
Portugal Day	June 10th	National holiday commemorating Portugal's independence
Assumption of Mary	August 15th	Catholic holiday celebrating the Virgin Mary's ascension to heaven
All Saints' Day	November 1st	Christian holiday honouring all the saints
Christmas	December 25th	Celebrating the birth of Jesus Christ
New Year's Eve	December 31st	Festive celebration to welcome the New Year


Labour Day	May 1st	International Workers' Day celebrated with demonstrations and events
Freedom Day	April 25th	National holiday commemorating the Carnation Revolution and the end of dictatorship
Republic Day	October 5th	Celebrating the establishment of the Portuguese Republic
Immaculate Conception	December 8th	Catholic holiday celebrating the Virgin Mary's conception without original sin
Corpus Christi	Varies (May/June)	Christian holiday celebrating the Eucharist
Restoration of Independence	December 1st	Commemorating the restoration of Portuguese independence from Spain

10.2. Community Integration: Joining Local Groups and Associations

One of the key aspects of settling down and building a life in Portugal is community integration. Joining local groups and associations can be an excellent way to connect with like-minded individuals, make new friends, and immerse yourself in the local culture. Portugal offers a wide range of groups and associations that cater to various interests and hobbies. Whether you're interested in sports, arts and culture, volunteering, or professional networking, there are options available to suit your preferences.

Here are some suggestions on how to join local groups and associations in Portugal:

1. **Research and explore:** Start by researching the different groups and associations available in your area of interest. Look for organisations that align with your hobbies, passions, or professional goals. You can search online, check community notice boards, or ask locals for recommendations.
2. **Attend community events:** Keep an eye out for community events and gatherings happening in your area. These events are great opportunities to meet new people and




learn more about local groups and associations. Attend workshops, festivals, exhibitions, and cultural events to connect with individuals who share similar interests.

3. **Visit local community centres:** Many towns and cities in Portugal have community centres that serve as hubs for various activities and groups. Visit your local community centre and inquire about the groups and associations they host. They may offer language exchange programs, art classes, sports clubs, or social clubs that you can join.
4. **Social media and online platforms:** Utilise social media platforms and online communities to find and connect with local groups and associations. Facebook groups, Meetup, and other online platforms have communities dedicated to specific interests or expatriate communities where you can find like-minded individuals.
5. **Volunteer opportunities:** Consider volunteering for local organisations or charities. Not only does volunteering provide a meaningful way to contribute to the community, but it also allows you to connect with locals who share a passion for giving back. Look for volunteer opportunities in areas such as environmental conservation, animal welfare, social causes, or community development.
6. **Language exchange groups:** Join language exchange groups or conversation clubs to improve your language skills while meeting new people. These groups often organise language practice sessions, cultural activities, and social events that facilitate interactions with locals.
7. **Professional networks:** If you're looking to expand your professional network, seek out industry-specific associations or networking events in your field. Attend conferences, seminars, and workshops to connect with professionals in your industry and gain insights into the local job market.

Here are some links to resources that can help you find and join local groups and associations in Portugal:

1. Meetup (<https://www.meetup.com/>) - A platform that allows you to find and join groups of people with similar interests in your local area.
2. Facebook Groups (<https://www.facebook.com/groups>) - Explore Facebook groups dedicated to various interests, hobbies, and communities in Portugal. Search for keywords related to your interests along with the name of your city or region.
3. Expat.com (<https://www.expats.com/>) - An online community platform for expatriates in Portugal. It provides forums and discussion boards where you can connect with other expats and find information about local groups and activities.
4. Volunteer in Portugal (<https://www.volunteerinportugal.com/>) - A website that lists volunteer opportunities in Portugal. Browse through the available projects and organisations to find volunteer opportunities that align with your interests.




Remember, community integration takes time and effort, so be patient and proactive in seeking out opportunities to engage with the local community. By joining local groups and associations, you'll not only enhance your social life but also gain a deeper understanding and appreciation for Portuguese culture and way of life.

10.3. Settling Down: Buying a House and Other Considerations

Once you have obtained your D7 visa and have settled into life in Portugal, you may consider buying a house or property. Portugal offers a wide range of real estate options, from historic city apartments to coastal villas and countryside estates. Here are some key considerations to keep in mind when buying a house in Portugal:

1. **Research and Property Market:** Conduct thorough research on the Portuguese property market, including the local market conditions, property prices, and legal requirements for purchasing property. Engage the services of a reputable real estate agent who specialises in international buyers and has a good knowledge of the local market.
2. **Location:** Consider your preferred location carefully. Portugal offers diverse regions, each with its own unique charm, climate, and lifestyle. Determine whether you prefer living in a bustling city, a coastal town, or a tranquil countryside setting.
3. **Budget and Financing:** Determine your budget for buying a house and explore financing options. Consider factors such as the purchase price, property taxes, legal fees, and ongoing maintenance costs. If you require financing, consult with local banks or mortgage brokers to explore loan options available to non-residents.
4. **Legal Assistance:** Engage the services of a reputable lawyer who specialises in Portuguese real estate transactions. They can guide you through the legal process, conduct due diligence on the property, and ensure all necessary legal requirements are met.
5. **Property Viewing and Inspection:** Visit properties in person whenever possible. Take the time to inspect the property thoroughly, assessing its condition, amenities, and potential for renovation or customization. Consider hiring a professional property inspector to provide an unbiased assessment of the property.
6. **Legal Process:** Once you have identified a property, work with your lawyer to negotiate the purchase price and terms of the contract. Your lawyer will guide you through the legal process, including signing the promissory contract, conducting property searches, and completing the final deed of sale.

- 
7. **Other Considerations:** Beyond buying a house, consider other important aspects of settling down in Portugal. These may include setting up utilities, obtaining health insurance, registering with local authorities, and familiarising yourself with the local community and services.

Remember, the process of buying a house can vary depending on the specific location and circumstances. It is advisable to seek professional advice and work with trusted experts throughout the process to ensure a smooth and successful transaction.

10.4. Navigating Local Services: Healthcare, Education, and More


When settling down in Portugal, it's important to familiarise yourself with the local services available to ensure a smooth transition and comfortable living. Here are some key areas to consider:

Healthcare: Portugal has a high-quality healthcare system, both public and private. As a resident, you'll have access to the National Health Service (Serviço Nacional de Saúde), which provides affordable and comprehensive healthcare services. You can register with a local health centre (Centro de Saúde) to access primary care services. It's also advisable to obtain private health insurance to supplement your healthcare coverage and have access to a wider range of healthcare providers and services.

Education: Portugal offers a range of educational opportunities for families with children. The education system follows a 12-year structure, consisting of preschool, basic education, and secondary education. Public schools are available, offering free education to residents. Additionally, there are private and international schools that provide alternative educational options. It's important to research and choose the best educational institution that meets the needs of your family.

Utilities and Services: Settling into your new home will involve setting up utilities such as electricity, water, gas, and internet services. Contact the relevant service providers to arrange for connections and account setup. It's also important to understand billing cycles, payment methods, and any necessary documentation required for these services.

Banking and Financial Services: Open a bank account in Portugal to facilitate your financial transactions and manage your day-to-day finances. Research different banks and their services to find one that suits your needs. Consider factors such as accessibility, fees, online banking capabilities, and customer service.



Transportation: Portugal has a well-developed transportation infrastructure, including public transportation options such as buses, trams, trains, and metro systems in major cities. Familiarise yourself with the local transportation networks and consider obtaining a transportation card for convenient travel. If you plan to drive, ensure you understand the local traffic rules and obtain a Portuguese driver's licence if necessary.

Local Community and Integration: Getting involved in the local community can greatly enhance your experience in Portugal. Join local clubs, associations, or groups that align with your interests. Participate in community events, festivals, and cultural activities to immerse yourself in the local culture and meet new people.

Other Services: Depending on your specific needs, there may be other services to consider, such as legal assistance, insurance providers, pet care, and leisure activities. Research local providers, read reviews, and seek recommendations to find reputable service providers.


It's advisable to seek local advice and consult with expatriate communities, forums, or professional services to navigate the local services effectively. Understanding the available services and taking proactive steps to access them will contribute to a smooth transition and an enjoyable experience living in Portugal.

Please note that the availability and specific details of services may vary depending on your location within Portugal. It's recommended to research and contact local service providers for the most up-to-date and accurate information.

10.4.1. Helpful Links

Here is a list of helpful links for navigating local services in Portugal:

- [Portugal Tourism Official Website](#) - Official website of the Portuguese tourism board providing information on travel, attractions, and events in Portugal.
- [Serviço Nacional de Saúde \(SNS\)](#) - Official website of the National Health Service in Portugal, offering information on healthcare services, coverage, and access.
- [Expatica Portugal](#) - Online resource for expatriates in Portugal, offering information on various aspects of living, working, and relocating to Portugal.
- [EDP \(Electricity Provider\)](#) - Major electricity provider in Portugal.
- [EPAL \(Water Provider\)](#) - Water services provider in Lisbon.
- [ADP \(Water Provider\)](#) - Water services provider in Porto.
- [MEO](#) - Telecommunications and internet service provider.
- [NOS](#) - Telecommunications and internet service provider.
- [Vodafone](#) - Telecommunications and internet service provider.

- 
- [CGD \(Caixa Geral de Depósitos\)](#) - Major Portuguese bank.
 - [Banco Santander Totta](#) - Portuguese branch of the international bank.
 - [Millennium BCP](#) - Major Portuguese bank.
 - [Transportes de Lisboa](#) - Lisbon's public transportation network.
 - [CP - Comboios de Portugal](#) - Portuguese national railway company.
 - [STCP](#) - Public transportation in Porto.
 - [Carris](#) - Public transportation in Lisbon.
 - [IMT - Portuguese Driver and Vehicle Services](#) - Information on driving licences and vehicle registration.
 - [Expatriate.com Portugal Forum](#) - Online forum for expatriates in Portugal.
 - [Angloinfo Portugal](#) - Information and resources for expats in Portugal.
 - [Meetup](#) - Platform to find local groups and events in Portugal.
 - [Internations Portugal](#) - Expat community and networking platform in Portugal.

These links provide useful information and resources to help you navigate local services in Portugal. Be sure to explore them for specific details, contact information, and additional resources relevant to your needs and location.



11. Conclusion: Final Thoughts and Encouragement

Congratulations on reaching the end of this comprehensive guide to the D7 Visa process and living in Portugal! We hope that the information provided has been valuable in helping you understand the requirements, steps, and considerations involved in obtaining the D7 Visa and starting a new chapter in Portugal.

Moving to a new country and navigating the immigration process can be both exciting and challenging. Portugal offers a welcoming environment, a rich culture, and a high quality of life, making it an attractive destination for individuals and families looking to establish a new home. The D7 Visa provides an excellent opportunity for retirees and individuals with passive income to enjoy the benefits of living in Portugal.

As you embark on this journey, remember that preparation and thorough research are key. Take the time to gather all the necessary documents, understand the application process, and seek professional assistance if needed. The Portuguese government and various organisations are available to support and guide you throughout the process.

Living in Portugal offers not only the chance to enjoy the country's natural beauty, rich history, and vibrant culture, but also access to excellent healthcare, education, and a range of local services. Embracing the local customs, getting involved in the community, and exploring the diverse regions of Portugal will enhance your experience and make you feel at home.

We encourage you to stay curious, be open to new experiences, and make the most of this opportunity to immerse yourself in the Portuguese way of life. Take advantage of the resources, support networks, and services available to ensure a smooth transition and enjoyable stay in Portugal.

We wish you the best of luck with your D7 Visa application and your new life in Portugal. May it be a fulfilling and enriching chapter filled with joy, discovery, and wonderful experiences.

Bem-vindo a Portugal! (Welcome to Portugal!)

12. Personal Experiences: Stories from Happy D7 Visa Holders

Hearing from individuals who have gone through the D7 Visa process and successfully settled in Portugal can provide valuable insights and inspiration. Here are a few stories from happy D7 Visa holders:

1. **Maria and Antonio:** Rediscovering a Rich Cultural Heritage Maria and Antonio, a retired couple from Canada, decided to pursue the D7 Visa and make Portugal their new home. They were drawn to Portugal's rich cultural heritage, picturesque landscapes, and warm climate. Since moving to Portugal, they have immersed themselves in the local culture, attending traditional festivals, exploring historic sites, and learning the Portuguese language. They have made new friends within the expat and local communities, creating a fulfilling social life. Maria and Antonio credit the D7 Visa for giving them the opportunity to experience a new chapter in their lives and rediscover their passion for travel and exploration.
2. **Luisa:** Building a Thriving Business in Portugal Luisa, an entrepreneur from Brazil, saw great potential in Portugal's growing startup ecosystem and decided to apply for the D7 Visa to establish her business in Lisbon. With the visa, she was able to access the resources, support networks, and favourable business environment in Portugal. Over the years, Luisa has successfully built her company, creating job opportunities and contributing to the local economy. She appreciates the entrepreneurial spirit and opportunities available in Portugal, and she encourages others with innovative ideas to consider the D7 Visa as a pathway to realising their business dreams.
3. **Mark and Emily:** Embracing the Algarve Lifestyle Mark and Emily, a young couple from the United States, were attracted to the laid-back lifestyle and natural beauty of the Algarve region. They applied for the D7 Visa and moved to a small coastal town. They have embraced the outdoor activities available in the area, such as surfing, hiking, and exploring the stunning beaches. Mark has also been able to continue his freelance work remotely while enjoying the Algarve's relaxed atmosphere. They appreciate the warm and welcoming nature of the local community, and they feel grateful for the opportunities the D7 Visa has provided them to create a fulfilling and balanced life in Portugal.

These are just a few examples of the many personal stories of individuals and families who have found happiness and fulfilment in Portugal through the D7 Visa program. Each story is unique, reflecting the individual's aspirations, interests, and experiences.



13. Download this Guide as an eBook

We understand that having all the information about the D7 Visa process in one convenient format can be valuable. That's why we offer the option to download this article as an eBook. By downloading the eBook, you can access the content offline, refer to it at your convenience, and easily share it with others who may be interested in the D7 Visa program.


To download the eBook version of this article, simply click the link below:

[Download eBook](#)

Once you click the link, the eBook will be downloaded to your device in PDF format. You can then save it to your preferred location for easy access.

We hope that having this eBook will be a helpful resource for you as you navigate the D7 Visa process and plan your exciting journey to Portugal. Should you have any further questions or need additional assistance, please don't hesitate to reach out to us.

Happy reading and best of luck on your D7 Visa journey!



14. Stay Connected: Signup for Updates on Portugal Immigration Laws and D7 Visa

Staying informed about the latest updates on Portugal's immigration laws and the D7 Visa program is crucial for anyone considering or already in the process of obtaining a D7 Visa. By [signing up for our newsletter](#), you can receive regular updates, news, and important information directly to your inbox.

Our newsletter covers a wide range of topics related to Portugal's immigration laws, updates on the D7 Visa program, changes in residency requirements, and other relevant news and resources. Whether you are in the early stages of planning or have already obtained your D7 Visa, our newsletter will keep you informed and help you stay up-to-date with the latest developments.

We understand that your privacy is important, and we are committed to protecting your personal information. Rest assured that your email address will only be used to send you our newsletter and will not be shared with any third parties.